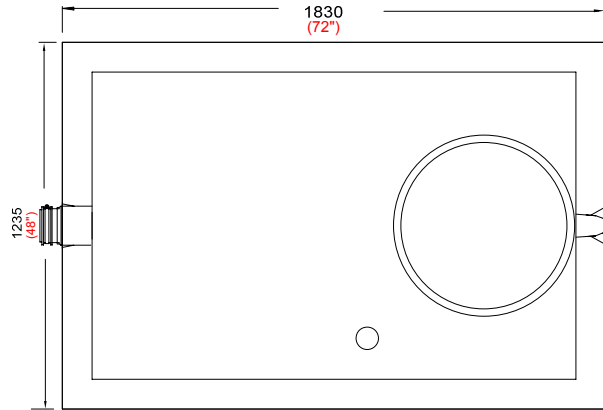


NEWMARKET PRE-CAST CONCRETE PRODUCTS

Telephone: 905-852-6111 ; Toll Free 1-800-263-1297

MODEL 1350 (300) PUMPING CHAMBER

Working Capacity 1497 Lt. (329 GAL.)



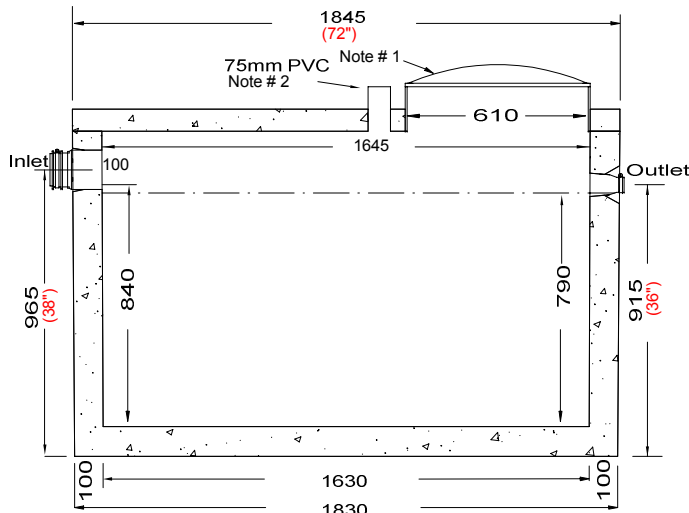
Top Section

- . Design shown is a one piece unit. The top is sealed with a fibrous mastic sealant.
- . Tanks are cast with 35 MPA strength concrete at 7 days with 5-7% air.
- . Tank reinforcement:
 - Walls - one continuous 10m rebar placed at top of wall.
 - Roof slab - 10m premanufactured welded wire placed at 200mm nominal spacing long axis & 330mm nominal spacing short axis.
- Inlet fitted with a 100mm rubber fitting
- . Outlet fitted with a 50mm rubber fitting..
- . 3kg structural fiber added to concrete
- . Tanks conform to National Standards of Canada CAN/CSA B66-16
- . Non sulphate resistant concrete.

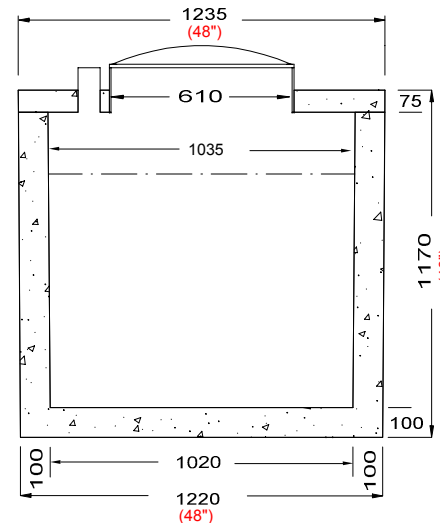
Tank Weight.....2095 Kg (4619 lb)

- Notes: 1. Cast in place 610mm ID plastic riser with plastic lid extending 200mm above top of tank.
2. 75mm diameter PVC pipe cast in to facilitate pump installation.

Designed for up to one metre burial over top of tank - vehicle traffic and up to any two metre burial tanks are available upon request



Side Elevation Section



End Elevation Section

Tank markings observed:
Inlet & outlet
Marked on tank top - inlet end

NPCP
2017 PUMP TANK
1350 L
B.D. 1 METRE
WC 1497
NON SUPHATE
AGINP