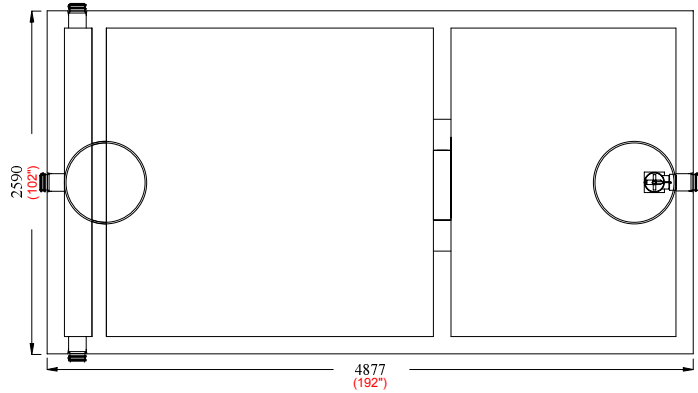


NEWMARKET PRE-CAST CONCRETE PRODUCTS LTD.

Telephone: 905-852-6111 ; Toll Free 1-800-263-1297

Model 27,500 (6000 GAL) Septic Tank - 2 Piece Unit

Working Capacity 27,679 Litres (6088 Gal)



Top Section

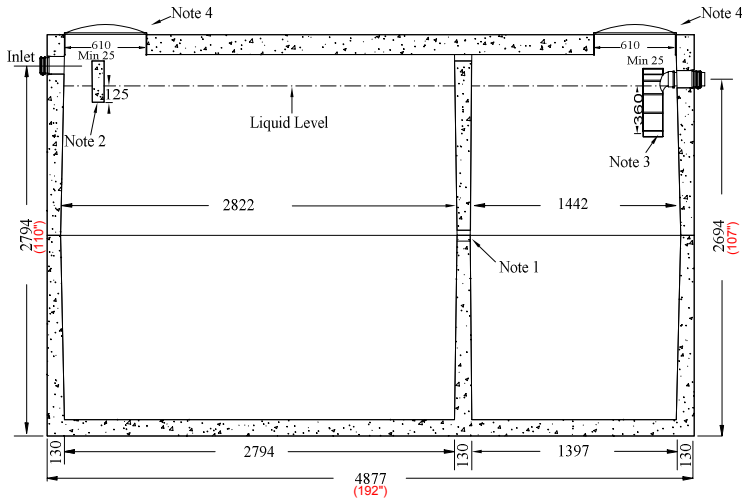
- This tank design is installed in multiple units
- Each unit is tongue and groove design and is sealed with fibrous mastic sealant
- tanks are cast with 35 MPA strength concrete at 7 days with 5-7% air
- Steel reinforced with 10m rebar, spaced at 200mm in each direction at 25mm cover. 15m rebar at openings. CAN/CSA-G30.18.
- Tanks conform to National Standards of Canada CAN/CSA B66-16
- Non-sulphate resistant concrete
- Standard (3) 100mm Inlets and (1) 100mm Outlet.
- Chamber divider monolithically cast with structure.

Top Half Weight..... 9866 Kg (21,750 Lbs)
 Bottom Half Weight..... 9866 Kg (21,750 Lbs)
 Total Tank Weight..... 19,732 Kg (43,500 Lbs)

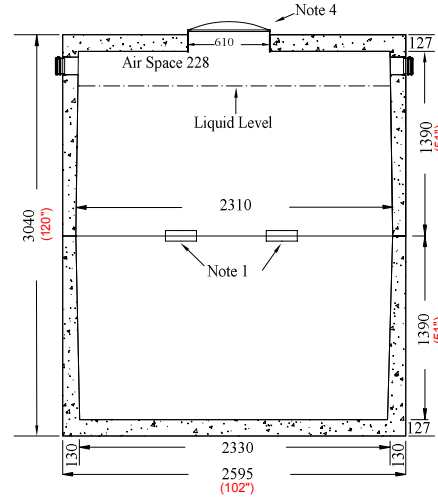
Notes

1. Two 235 x 84mm partition flow through holes
2. concrete inlet baffle is pre-fitted to accommodate three 100mm flexible rubber connections
3. Outlet contains one 100mm flexible rubber connection fitted with 100mm filter that meets Ontario Building Code
4. Cast in place 610mm ID plastic riser with plastic lid secured with stainless steel fasteners extending 100mm above top

Designed for up to one metre burial over top of tank - Deep burial and vehicle traffic tanks are available upon request. Specialty conformations may be possible



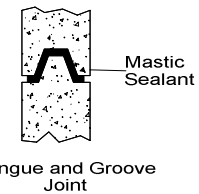
Side Elevation Section



End Elevation Section

Tank Markings Observed:
 Inlet & Outlet is Marked.
 Tank is marked on tank lid - Inlet End

NPCP
 2018 SEPTIC 27500
 B.D. 1 METRE
 1200 LIQUID DEPTH
 WC 27679
 NON-SULPHATE
 AG/INP
PML



Tongue and Groove Joint