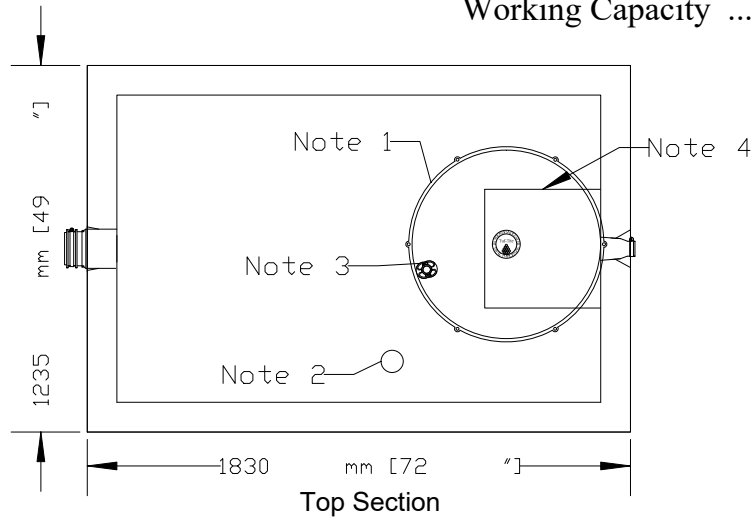


NEWMARKET PRE-CAST CONCRETE PRODUCTS

Telephone: 905-852-6111 ; Toll Free 1-800-263-1297

MODEL 1350 (300) PUMPING CHAMBER

Working Capacity 1490 Lt. (328 GAL.)



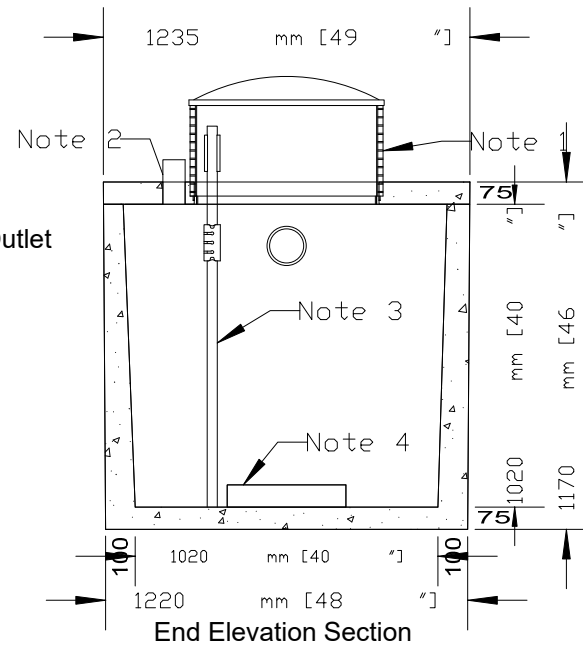
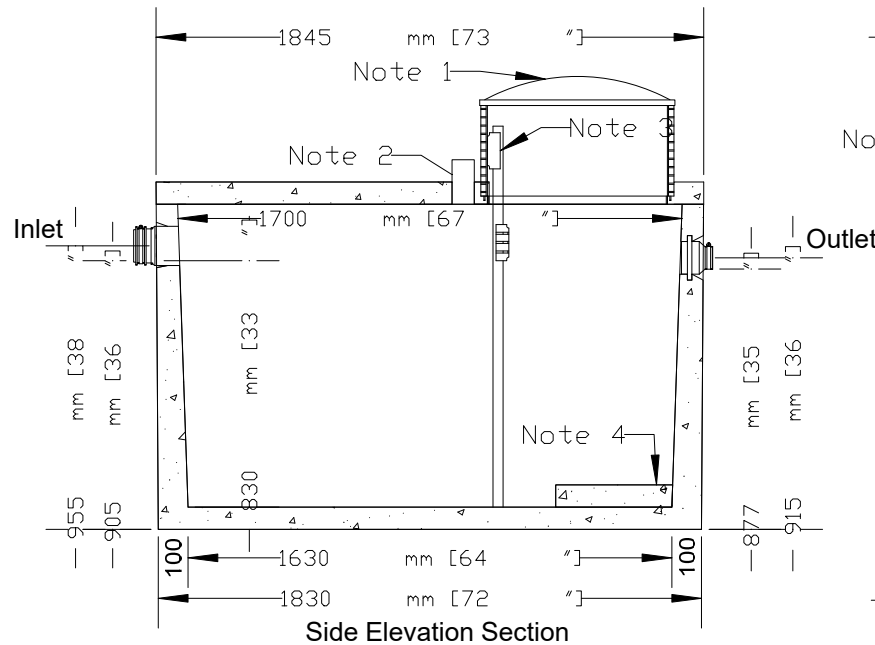
- Design shown is a one piece unit. The top is sealed with a fibrous mastic sealant
- Tanks are cast with 35 MPA strength concrete at 7 days with 5-7% air
- Tank reinforcement:
 - Walls - one continuous 10m rebar placed at top of wall.
 - Roof slab - 10m premanufactured welded wire placed at 200mm nominal spacing long axis & 330mm nominal spacing short axis
- Inlet fitted with a 100mm rubber fitting
- Outlet fitted with a 50mm rubber fitting
- 3kg structural fiber added to concrete
- Tanks conform to National Standards of Canada CAN/CSA B66-16
- Non sulphate resistant concrete

Tank Weight.....2095 Kg (4619 lb)

Notes:

1. Cast in place 610mm ID Tuf-tite Riser with Dome Cover extending 255mm above top of tank.
2. 75mm diameter PVC pipe cast in to facilitate pump Installation or Venting
3. 25mm Float Tree mounted to riser
4. 390mm x 400mm Pad 75mm high cast into tank for pump

Designed for up to one metre burial over top of tank - vehicle traffic and up to two metre burial tanks are available upon request



**Tank markings observed:
Inlet & outlet
Marked on tank top - inlet end**

NPCP
2019 PUMP TANK
1350 L
B.D. 1 METRE
WC 1371
NON SUPHATE
AGINP
PML