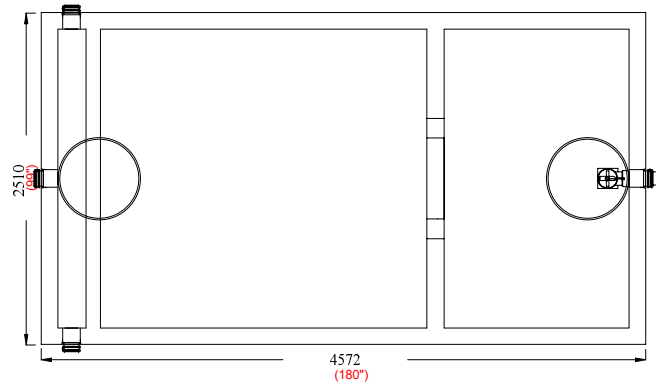


NEWMARKET PRE-CAST CONCRETE PRODUCTS LTD.

Telephone: 905-852-6111 ; Toll Free 1-800-263-1297

Model 22,500 (5000 GAL) Septic Tank - 2 Piece Unit Working Capacity 23,037 Litres (5067 Gal)



Top Section

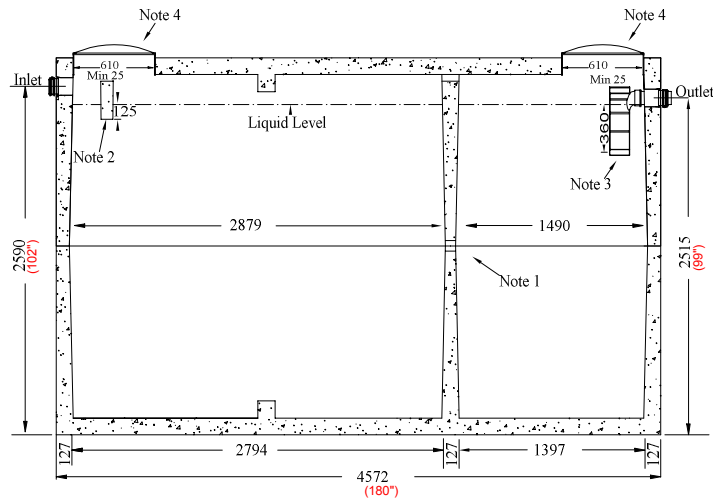
- This tank design is installed in multiple units
- Each unit is tongue and groove design and is sealed with fibrous mastic sealant
- tanks are cast with 35 MPA strength concrete at 7 days with 5-7% air
- Steel reinforced with 10m rebar, spaced at 400mm in each direction at 25mm cover. CAN/CSA-G30.18.
- Tanks conform to National Standards of Canada CAN/CSA B66-16
- Non-sulphate resistant concrete
- Standard (3) 100mm Inlets.
- Chamber divider monolithically cast with structure.

Top Half Weight..... 8420 Kg (18,562 Lbs)
Bottom Half Weight..... 8270 Kg (18,232 Lbs)
Total Tank Weight..... 16,690 Kg (36,795 Lbs)

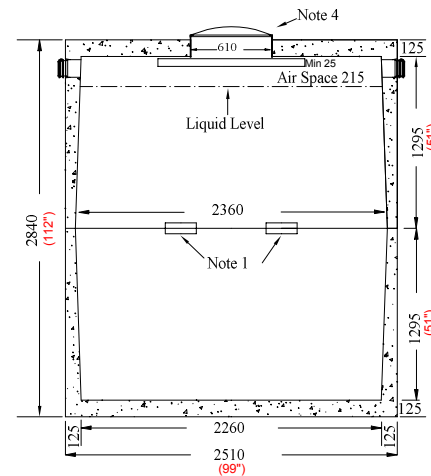
Notes

1. Two 235 x 80mm partition flow through holes
2. concrete inlet baffle is pre-fitted to accommodate three 100mm flexible rubber connections
3. Outlet contains one 100mm flexible rubber connection fitted with 100mm filter that meets Ontario Building Code
4. Cast in place 610mm ID plastic riser with plastic lid secured with stainless steel fasteners extending 100mm above top

Designed for up to one metre burial over top of tank - Deep burial and vehicle traffic tanks are available upon request. Specialty conformations may be possible



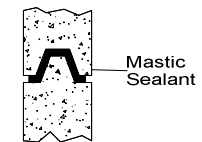
Side Elevation Section



End Elevation Section

Tank Markings Observed:
Inlet & Outlet is Marked.
Tank is marked on tank lid - Inlet End

NPCP
2017 SEPTIC 22500
B.D. 1 METRE
1200 LIQUID DEPTH
WC 23037
NON-SULPHATE
AGINP
PML



Tongue and Groove Joint