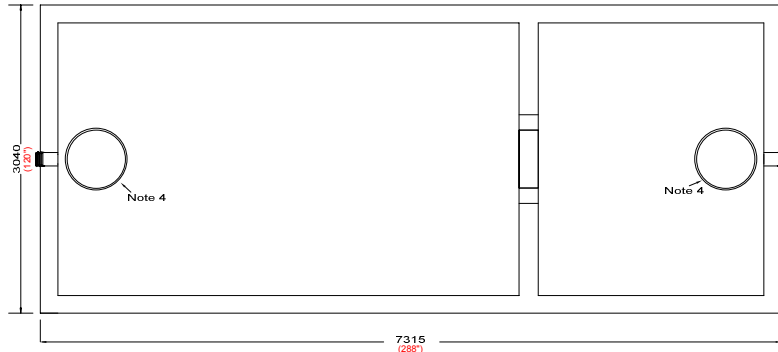


# NEWMARKET PRE-CAST CONCRETE PRODUCTS LTD.

Telephone: 905-852-6111 ; Toll Free 1-800-263-1297

## Model 45,400 (10,000 GAL) Septic Tank - 2 Piece Unit Working Capacity 44,059 Litres (9692 Gal)



Top Section

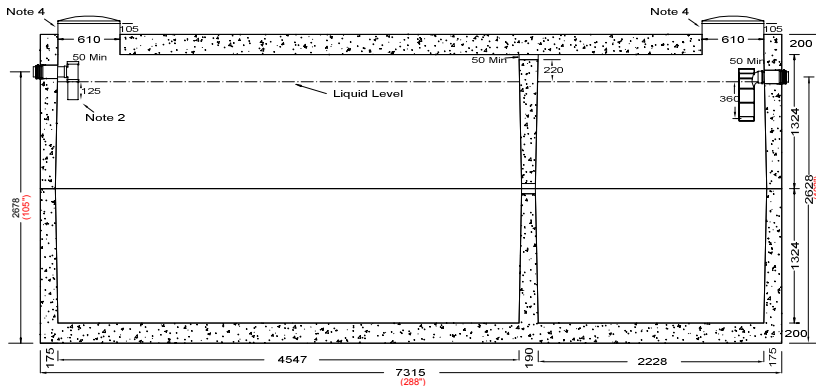
- This tank design is installed in multiple units
- Each unit is tongue and groove design and is sealed with fibrous mastic sealant
- Tanks are cast with 35 MPA strength concrete at 7 days with 5-7% air
- Steel reinforced with 20mm rebar, spaced at 300mm in each direction at 50mm cover. CAN/CSA-G30.18.
- Tanks conform to National Standards of Canada CAN/CSA B66-16
- Non-sulphate resistant concrete
- Standard (3) 100mm Inlets.
- Chamber divider monolithically cast with structure.

Top Half Weight.....19,960Kg (44,003Lbs)  
Bottom Half Weight.....19,960Kg (44,003Lbs)  
Total Tank Weight.....39,920Kg (88,006Lbs)

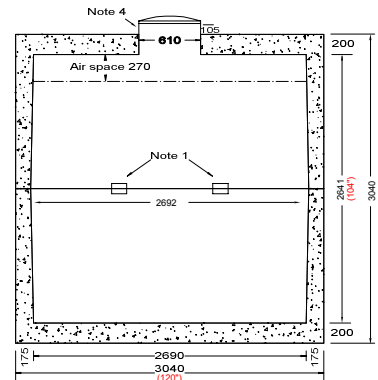
Notes

1. Two 100 x 150mm partition flow through holes
2. Inlet baffle a PVC "TY" Fitting Supplied loose - Installed by contractor - will accommodate in any of the three 100mm Flexible rubber inlet connections
3. Outlet contains one 100mm flexible rubber connection - accommodates outlet filter - filter installed by contractor
4. Cast in place 610mm ID plastic riser with plastic lid secured with stainless steel fasteners extending 100mm above top

Designed for up to two metre burial over top of tank - vehicle traffic tanks are available upon request. Specialty conformations may be possible



Side Elevation Section



End Elevation Section

Tank Markings Observed:  
Inlet & Outlet is Marked.  
Tank is marked on tank lid - Inlet End

NPCP  
2015 SEPTIC 45400  
B.D. 2 METRE  
1200 LIQUID DEPTH  
WC 44059  
NON-SULPHATE  
AGINP  
PML

