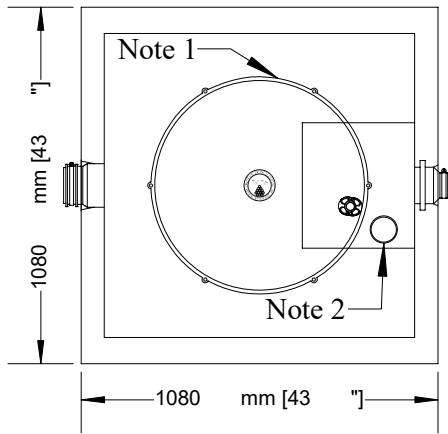


NEWMARKET PRE-CAST CONCRETE PRODUCTS

Telephone: 905-852-6111 ; Toll Free 1-800-263-1297

MODEL 675 (150) PUMPING CHAMBER

Working Capacity 669 Lt. (147 GAL.)



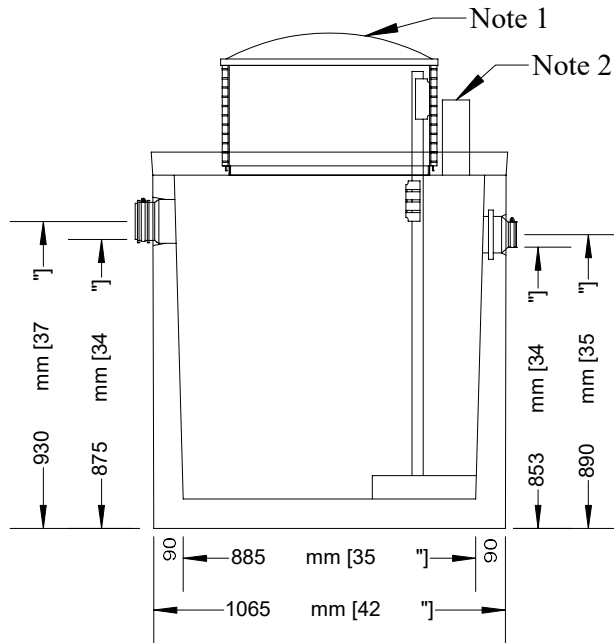
Top Section

- . Design shown is a one piece unit. The top is sealed with a fibrous mastic sealant.
- . Tanks are cast with 35 MPA strength concrete at 7 days with 5-7% air.
- . Tank reinforcement: Walls - one continuous 10mm dia. rebar placed at top of wall.
Lid - 10mm pre-manufactured welded wire placed at 200mm nominal spacing long axis & 330mm nominal spacing short axis.
- . Inlet fitted with a 100mm clamped rubber fitting.
- . Outlet fitted with a 50mm clamped rubber fitting.
- . 3kg/m cube structural fiber added to concrete
- . Tanks conform to National Standards of Canada CAN/CSA B66-16
- . Non sulphate resistant concrete.

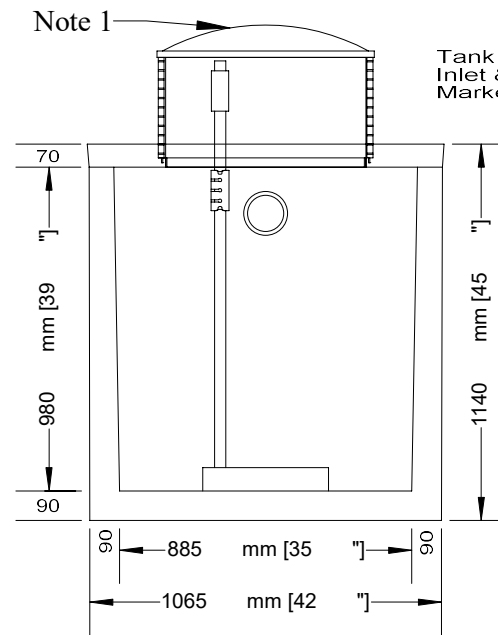
Tank Weight.....1125 Kg (2480 lb)

- Notes: 1. Cast in place 610mm ID plastic riser with plastic lid extending 200mm above top of tank.
2. 75mm diameter PVC pipe cast in to facilitate pump installation.

Designed for up to one metre burial over top of tank - away from vehicle traffic.
Vehicle Traffic and up to two metre burial tanks are available upon request.



Side Elevation Section



End Elevation Section

Tank markings observed:
Inlet & outlet
Marked on tank top - inlet end

<p>NPCP 2017 PUMP TANK 675 L B.D. 1 METRE WC 669 NON SUPHATE AGINP</p>
