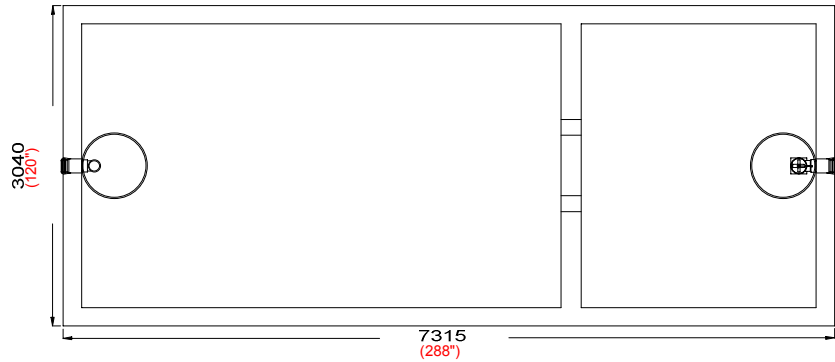


NEWMARKET PRE-CAST CONCRETE PRODUCTS LTD.

Telephone: 905-852-6111 ; Toll Free 1-800-263-1297

Model Low 27,000 (6000 GAL) Septic Tank - 2 Piece Unit Working Capacity 26,651 Litres (5862 Gal)



Top Section

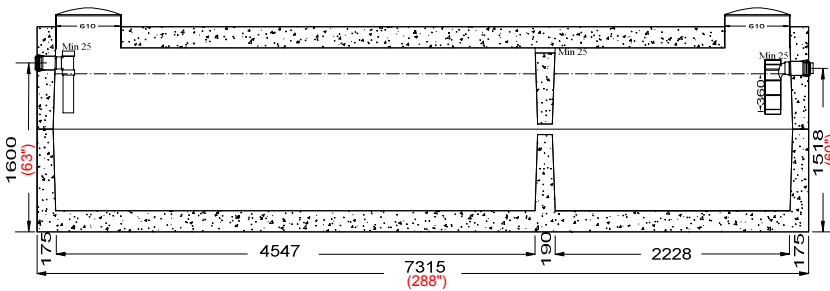
- This tank design is installed in multiple units
- Each unit is tongue and groove design and is sealed with fibrous mastic sealant
- Tanks are cast with 35 MPA strength concrete at 7 days with 5-7% air
- Steel reinforced with 20m rebar, spaced at 300mm in each direction at 50mm cover. CAN/CSA-G30.18.
- Tanks conform to National Standards of Canada CAN/CSA B66-16
- Non-sulphate resistant concrete
- Standard (1) 100mm Inlet and (1) Outlet.
- Chamber divider monolithically cast with structure.

Top Half Weight.....14,515 Kg (32,000 Lbs)
Bottom Half Weight.....14,515 Kg (32,000 Lbs)
Total Tank Weight.....29,030 Kg (64,000 Lbs)

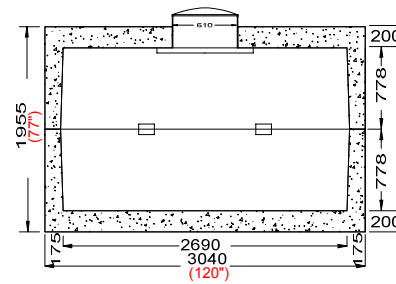
Notes

1. Two 100 x 150mm partition flow through holes
2. Inlet baffle a PVC "TY" Fitting Supplied loose - Installed by contractor - will accommodate in any of the three 100mm Flexible rubber inlet connections
3. Outlet contains one 100mm flexible rubber connection - accommodates outlet filter - filter installed by contractor
4. Cast in place 610mm ID plastic riser with plastic lid secured with stainless steel fasteners extending 100mm above top

Designed for up to two metre burial over top of tank - vehicle traffic tanks are available upon request. Specialty conformations may be possible



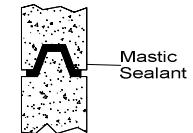
Side Elevation Section



End Elevation Section

Tank Markings Observed:
Inlet & Outlet is Marked.
Tank is marked on tank lid - Inlet End

NPCP
2017 SEPTIC 27000
B.D. 2 METRE
1200 LIQUID DEPTH
WC 26651
NON-SULPHATE
AGINP
PML



Tongue and Groove Joint
Mastic Sealant