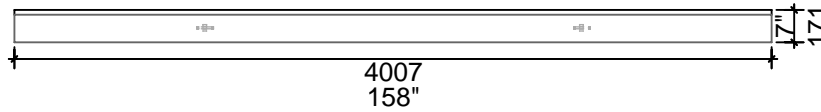
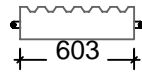


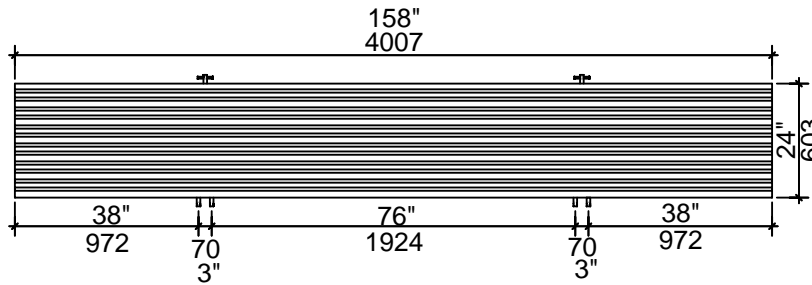
Side View



End View



Top View




13' 3/4" Boat Launch Ramps

Bare Base Weight.....935 Kg (2,061 Lbs)

Notes

1. Length can be shortened upon request
2. Steel hinges with 3/4" plated bolts for connections
3. Ribbed face for greater traction
4. Maximum allowable wheel load..... 2,286 Kg (5,040 lbs)
5. Maximum allowable total load per panel.... 4,572 Kg (10,080 lbs)

Isometric View



20 Victoria St
 Uxbridge, ON L9P 1N4
 Tel: 905-852-6111
 Toll Free: 1-800-263-1297
 Fax: 905-852-4340
 Info@Newmarketprecast.com
 Newmarketprecast.com

Boat Launch Ramps

Specialty conformations may be possible

- Ramps are cast with 45 MPA strength concrete at 28 days with 5-7% air entrainment
- Ribbed Face for greater traction
- Steel hinges with 3/4" plated bolts for connection hook up